

Name : _____

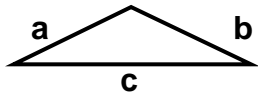
Score : _____

Teacher : _____

Date : _____

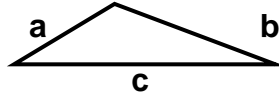
Identify the Type For Each Triangle

1)



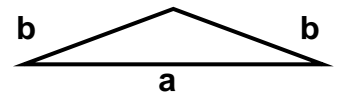
Type: _____

2)



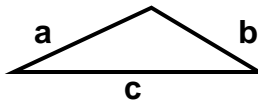
Type: _____

3)



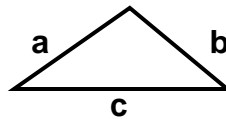
Type: _____

4)



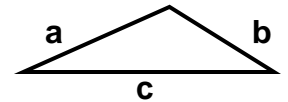
Type: _____

5)



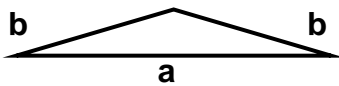
Type: _____

6)



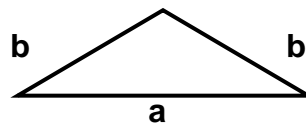
Type: _____

7)



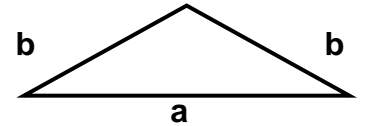
Type: _____

8)



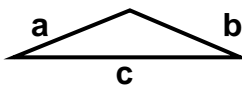
Type: _____

9)



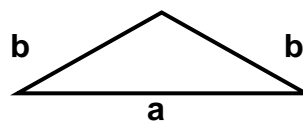
Type: _____

10)



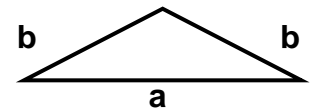
Type: _____

11)



Type: _____

12)



Type: _____

Measure each side. Draw a square off it. Find the area of the square



Name : _____

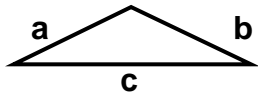
Score : _____

Teacher : _____

Date : _____

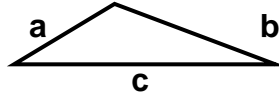
Identify the Type For Each Triangle

1)



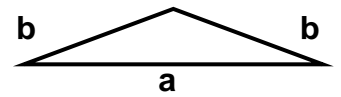
Type: Obtuse Scalene

2)



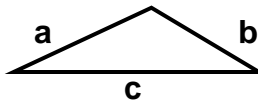
Type: Obtuse Scalene

3)



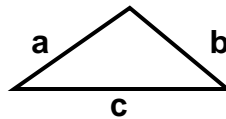
Type: Obtuse Isosceles

4)



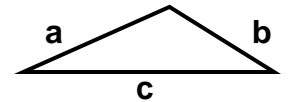
Type: Obtuse Scalene

5)



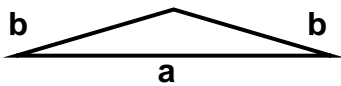
Type: Obtuse Scalene

6)



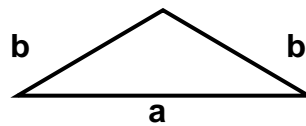
Type: Obtuse Scalene

7)



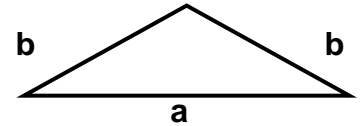
Type: Obtuse Isosceles

8)



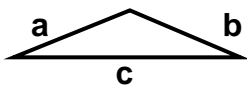
Type: Obtuse Isosceles

9)



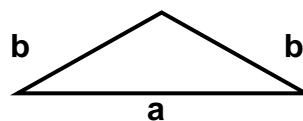
Type: Obtuse Isosceles

10)



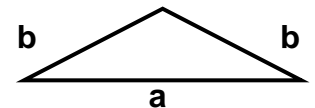
Type: Obtuse Scalene

11)



Type: Obtuse Isosceles

12)



Type: Obtuse Isosceles

