


**Dr. Losier Middle School**

Design Block – Menu of Offerings  
Round 3 – March 14 – April 29



**Project Title:** W.O.D (Workout of the Day)

**Max number of participants:** 20-35

**Primary project location:** Mezz

---

**Project Purpose:** The importance of Physical Fitness and being Active

**Learning Phase 1:** Students will learn the fundamental movements required to safely exercise in a group setting


**Learning Phase 2:** Students will master the movements and become more comfortable with the different types of workouts that we participate in.

**Learning Phase 3:** Students will begin to design their own workouts and lead the sessions in partner settings. They will research possible exercises and incorporate them into planning a session to lead.

**Project Wrap-up/Display:** No Final Project

## Dr. Losier Middle School

Design Block – Menu of Offerings  
Round 3 – March 14 – April 29



**Project Title:** Comic Explosion: The Adventures of the Great DLMS Knight

**Max number of participants:** 17-23

**Primary project location:** Art room

---

**Project Purpose:** What's better than SUPERHEROS and COMIC STRIPS?! The goal of this design block is to create cool comic strips that tell the story of our school pride, starring our fantastic KNIGHT mascot as a SUPERHERO. Students will learn about the process of creative writing for comic strips and tricks on how to come up with fun and original character traits. These comic strips will feature important moments of school pride (ex: Spirit week competitions) and they will be displayed in the school. Art will be another fun component for this project (sketching, drawing, painting, etc.).

**Learning Phase 1:** Brainstorming and Prewriting/Planning

- Students will brainstorm story ideas for the Knight (origin story, PSAs for our school, etc.). Students will then prewrite and plan their comics. Collection of materials will begin.

**Learning Phase 2:** Creation of the comics

-Teacher will use mini-lessons to guide students through the comic design process.

**Learning Phase 3:** Presentation of learning

-Comic books created by students will be displayed in the school.


-Digital comics – Students will learn how to digitize the comics so that they can be read as photo stories to be published on our website or used as teaching tools in our classrooms.

**Project Wrap-up/Display:** Paper/Digital Comic Books

-The final projects are the comic books themselves as described in the above section.

**Dr. Losier Middle School**

Design Block – Menu of Offerings  
Round 3 – March 14 – April 29



**Project Title:** Volleyball Skills and Drills

**Max number of participants:** 35-45

**Primary project location:** Gym

---

**Project Purpose:** Students will improve volleyball fundamentals and work on volleyball skills

**Learning Phase 1:** Students will learn proper volleyball form and techniques.


**Learning Phase 2:** Students will learn and improve proper volleyball positioning during gameplay situations.

**Learning Phase 3:** Students will work on offensive and defensive skills and plays.

**Project Wrap-up/Display:** Students will play a tournament during the final week and have the opportunity to use the volleyball skills learned throughout the previous weeks.

## Dr. Losier Middle School

Design Block – Menu of Offerings  
Round 3 – March 14 – April 29



**Project Title:** Humanities Project Based Learning Opportunity

**Max number of participants:** 20-35

**Primary project location:** Classroom

---

**Project Purpose:** Spring is coming and so is our District Heritage Fair Contest. Do you have a project idea that you would like to work on? Maybe you want to collaborate with a classmate and put together a really award-winning entry, but you need a space and time for working on it. Would you like to have opportunity to research information for it, but need some assistance? Are you a writer with a children's short story idea that you would like to have published? Would you like to learn more about story boarding? There are opportunities for student writers (prose and poetry) to enter contests. Would you like to explore some of those options? You bring your ideas, and we'll facilitate your project in English or French.

**Learning Phase 1:** Students will bring their ideas to the project (Heritage Fair, story writing, poetry, illustrated children's story). They will be facilitated in researching possible contests, the details and requirements for each, and in selecting the focus for their project.


**Learning Phase 2:** Once students have decided on a project idea, they will be facilitated in planning, writing, and preparing their presentations.

**Learning Phase 3:** Completed projects will be prepared for display.

**Project Wrap-up/Display:** Students will make their presentations and/or submit their work.

**Dr. Losier Middle School**

Design Block – Menu of Offerings  
Round 3 – March 14 – April 29



**Project Title:** Yearbook Editing with Microsoft Word

**Max number of participants:** 20-35

**Primary project location:** Classroom

---

**Project Purpose:** Learn how to present information in Word using tables.

**Learning Phase 1:** All groups will learn to present a single homeroom for a yearbook.


**Learning Phase 2:** Multiple groups will be given different homerooms to present in Word.

**Learning Phase 3:** We will use previously taken photos to manipulate collages.

**Project Wrap-up/Display:** We will learn how to merge multiple files into a single file, pre-sell, and order yearbooks.

## Dr. Losier Middle School

Design Block – Menu of Offerings  
Round 3 – March 14 – April 29



**Project Title:** Breakfast Program

**Max number of participants:** 12-17

**Primary project location:** Food Lab

---

**Project Purpose:** Students in this Design Block will learn how to plan and prepare different breakfast options.

**Learning Phase 1:** Commitments to Breakfast Program & Food Safety:

Students will learn safe food handling and food preparation guidelines and they will learn of their commitments to the Breakfast Program. They will work with Policy 711 and become familiar with what foods are acceptable to serve (following the nutrition policy). Students will create a weekly menu that will be posted and followed each week of the breakfast program.

**Learning Phase 2:** Food Prep:

Students will learn how to prepare a work station and prepare food for a single day of service in order to maximize efficiency. They will also learn how to properly clean up their work area and properly put away all supplies.


**Learning Phase 3:** Purchases & Inventory:

Finally, students will use the local flyers to decide what supplies need to be purchased at the end of each week. Students will also learn how to keep a log of supplies and keep an opening and closing inventory of food after each day.

**Project Wrap-up/Display:** Students work will be displayed each day during the Breakfast Program morning option. Students in this design block may have a specialty day where they are responsible for one days menu (example: smoothies, breakfast sandwiches, etc.)

**Dr. Losier Middle School**

Design Block – Menu of Offerings  
Round 3 – March 14 – April 29



**Project Title:** History of Rock and Roll through the decades

**Max number of participants:** 12-17

**Primary project location:** Classroom/Theatre

---

**Project Purpose:** Students will learn various components of several eras.

**Learning Phase 1:** The history and musicians that encompassed the decade


**Learning Phase 2:** They will explore and listen to various songs that represented the era

**Learning Phase 3:** Students will choose and learn a cover from one of the songs/artists studied

**Project Wrap-up/Display:** Record group and display on morning announcement or host another virtual variety show for the end of the term.

## Dr. Losier Middle School

Design Block – Menu of Offerings  
Round 3 – March 14 – April 29



**Project Title:** The Social Club

**Max number of participants:** 12

**Primary project location:** Classroom 5 days a week and gym booked twice a week.

---

**Project Purpose:** Looking for independent, responsible and outgoing students. These students will develop skills, compassion and plan hands-on experiences to deliver programming to offer to our friends at MORE Services. MORE Services is a non-for-profit agency in Miramichi, which assists and supports individuals with intellectual disabilities. These individuals will come twice a week to participate in our programming. They will build friendly relationships with our MORE Services Friends, while catering to their interests and needs when deciding on programming.

**Learning Phase 1:** Students will have a chance to meet our Friends from MORE Services. They will learn about their interests and develop and plan activities.

**Learning Phase 2:** Students will continue to develop a relationship with their Friends. Life skills, as well as communication skills, will be a focus.


**Learning Phase 3:** Students are expected to have direct interactions with their Friends, they may have to initiate conversation and play. Students must be flexible, learning that not all things thoroughly planned out will go as expected and to be able to be flexible in how the afternoon plays out.

**Project Wrap-up/Display:** At the end of the Term, students should feel confident in their relationship with their Friends. They will have experienced personal growth, compassion and skills that have made them become a better version of themselves.



## Dr. Losier Middle School

Design Block – Menu of Offerings  
Round 3 – March 14 – April 29



**Project Title:** WRED Jr.

**Max number of participants:** 20-35

**Primary project location:** Library, classroom

---

**Project Purpose:** We are bringing WRED Jr. back for another round of design block. During our previous WRED Jr. block, students learned about the living conditions in developing countries and the impact that project work can have in those countries. They also chose a charity to donate to, created their own logo, and made our first clothing order! For the following weeks, WRED Jr. will focus on marketing our clothing line, and supporting the charity Embrace Rwanda with our profits.

**Learning Phase 1:** Introduction to WRED and the developing world - Learning about living conditions in developing countries. Students will learn about the conditions that youth experience in the developing world. This empathy-driven learning will help them to understand the importance of being involved in social justice issues.

**Learning Phase 2:** Creating a clothing line. Through a PBL structure, students will be grouped based on their interests into different teams: marketing, photography, ordering, sales, finances. Each group will have a role to play in the creation of the clothing line.

**Learning Phase 3:** Education and Marketing: Students will be guest speakers in humanities classes to educate students on WRED Jr. and the importance of social justice in the developing world. Simultaneously, the marketing, sales, and photography teams will be gearing up to sell clothing.

**Project Wrap-up/Display:** Project Wrap-up/Display: WRED Jr. Clothing market. We will have this market within the school and will adhere to all COVID19 safety protocols.